


**HDFC BANK LIMITED HONG KONG BRANCH**  
**DISCLOSURE STATEMENT**

**SECTION A - BRANCH INFORMATION (HONG KONG ONLY)**

**I. Profit and Loss Account**  
**For the year ended 31st March 2022**

	<u>31.3.2022</u> (HK \$'000)	<u>31.3.2021</u> (HK \$'000)
<b><u>INCOME</u></b>		
Interest income	75,863	93,285
Interest expenses	<u>23,974</u>	<u>49,881</u>
Net interest income	<b>51,889</b>	<b>43,404</b>
 <u>Other Operating Income</u>		
Gross fees and commission income(Expenses-Nil)	11,034	6,853
Gains less losses from trading in foreign currencies	(1,415)	4,689
Gains less losses from trading in securities	(4,975)	3,684
Others	<u>210</u>	<u>188</u>
<b>Total Operating Income</b>	<b><u>56,743</u></b>	<b><u>58,818</u></b>
 <b><u>EXPENSES</u></b>		
<u>Operating Expenses</u>		
Staff expenses	11,539	9,752
Rent, taxes and lighting	1,674	1,654
Other expenses	<u>4,900</u>	<u>3,693</u>
 <b>Operating Profit before Impairment Losses</b>	<b><u>38,630</u></b>	<b><u>43,719</u></b>
 Impairment losses and provisions for impaired loans and receivables		
- Collective Provision	(4,873)	11,455
- Specific Provision		-
 <b>Profit before Taxation</b>	<b>43,503</b>	<b>32,264</b>
 <b>Taxation Expense</b>	<b>5,963</b>	<b>5,410</b>
 <b>Profit after Taxation</b>	<b><u>37,540</u></b>	<b><u>26,854</u></b>




**HDFC BANK LIMITED HONG KONG BRANCH**  
**DISCLOSURE STATEMENT**  
**SECTION A - BRANCH INFORMATION (HONG KONG ONLY)**

**II. Balance Sheet**

**As at 31st March 2022**

	<b>31.03.2022</b>	<b>30.09.2021</b>
	(HK\$'000)	(HK\$'000)
<b><u>ASSETS</u></b>		
1 Cash and balances with banks	710,036	642,906
2 Placement with banks maturing between one and twelve months	-	-
3 Amount due from overseas offices	9,699	439,638
4 Trade Bills	2,236,628	2,955,037
5 Loans and Receivables		
Advances to customers	1,864,721	3,454,206
Advances to banks		
Accrued interest and other accounts	16,827	23,473
Provision for impaired loans and receivables		
- Collective	(41,014)	(64,092)
- Specific	-	-
6 Investment Securities	804,591	827,083
7 Property, plant and equipment	207	187
<b>Total Assets</b>	<b>5,601,695</b>	<b>8,278,438</b>
<b><u>LIABILITIES</u></b>		
8 Deposits and balances of banks	3,379,964	3,707,997
9 Deposits from customers		
Demand deposits and current accounts	282,220	345,587
Savings deposits		
Time, call and notice deposits	399,897	629,627
10 Amount due to overseas offices	1,528,082	3,585,151
11 Negotiable Debt Instruments		
12 Other liabilities	11,532	10,076
13 Other Provisions	-	-
<b>Total Liabilities</b>	<b>5,601,695</b>	<b>8,278,438</b>



**HDFC BANK LIMITED HONG KONG BRANCH**  
**DISCLOSURE STATEMENT**  
**SECTION A - BRANCH INFORMATION (HONG KONG ONLY)**

**III. Additional Information**

**1. Impaired Loans and Advances**

There were no impaired loans and advances to banks and other financial institutions as at 31st March 2022 and 30th September 2021.


There were no impaired loans and advances to other customers as at 31st March 2022 and 30th September 2021.

	<u>31.03.2022</u> (HK\$ '000)	<u>30.09.2021</u> (HK\$ '000)
<b><u>2. Derivatives</u></b>		
a) Notional Amount		
i) Exchange rate contracts	259,238	471,206
ii) Interest rate contracts	156,750	200,579
<b>TOTAL</b>	<b>415,988</b>	<b>671,785</b>
b) Fair Value of Derivative contracts (Gross)		
i) Exchange rate contracts	(1,092)	6,802
ii) Interest rate contracts	-	-
<b>TOTAL</b>	<b>(1,092)</b>	<b>6,802</b>

There are no bilateral netting arrangements and hence there is no effect on the fair value of the derivatives.

**3. Off Balance Sheet Exposure other than derivative transactions**

	<u>31.03.2022</u> HK\$ '000	<u>30.09.2021</u> HK\$ '000
Notional Amount		
i) Direct credit substitutes	140,277	260,370
ii) Trade related contingent items	937,764	1,025,172
iii) Other commitments	-	-
<b>TOTAL</b>	<b>1,078,041</b>	<b>1,285,542</b>



**HDFC BANK LIMITED HONG KONG BRANCH**  
**DISCLOSURE STATEMENT**  
**SECTION A - BRANCH INFORMATION (HONG KONG ONLY)**

**III. Additional Information - continued**

**4. International Claims**

		As at 31st March 2022				
		Non Bank Private Sector				
	Banks	Official Sector	Non bank Financial Institutions	Non-Financial private sector	Others	Total
(HK\$ in Million)						
Developed countries	1,756	239		109		2,104
of which United Kingdom	567			83		650
of which USA	823	239		23		1,085
of which Japan	178					178
Offshore centres	511		12	1263		1,786
of which Bahrain				637		637
of which Singapore	351			542		893
Developing Latin America and Carribean						-
Developing Europe	145					145
of which Czech Republic	143					143
Developing Africa & Middle East	486			14		500
of which Morocco	43					43
of which UAE	442			12		454
Developing Asia and Pacific	475			624		1,099
of which India	159			624		783
of which South Korea	168					168
	3,373	239	12	2,010	-	5,634

As at 30th September 2021						
	Banks	Official Sector	Non bank Financial Institutions	Non-Financial private sector	Others	Total
	(HK\$ in Million)					
Developed countries	1,680			638		2,318
of which United Kingdom	427			571		998
of which USA	747			38		785
of which Japan	423					423
Offshore centres	2,183	-	29	1397		3,609
of which Bahrain	428			631		1,059
of which Singapore	1,596			695		2,291
Developing Latin America and Carribean	-			-		-
Developing Europe	1					1
Developing Africa & Middle East	338			13		351
of which Morocco	323					323
of which UAE	13			12		25
Developing Asia and Pacific	553			1509		2,062
of which India	170			1509		1,679
of which South Korea	277					277
	4,755	-	29	3,557	-	8,341

International claims are derived according to the location of counter parties on which the ultimate risk lies after taking into account any transfer of risk.



**HDFC BANK LIMITED HONG KONG BRANCH**  
**DISCLOSURE STATEMENT**  
**SECTION A - BRANCH INFORMATION (HONG KONG ONLY)**

**III. Additional Information - continued**

**5. Advances to customers**

	<b><u>31.03.2022</u></b>	<b><u>9/30/2021</u></b>
	<b>(HK\$ '000)</b>	<b>(HK\$ '000)</b>
<b><u>i) By Sectors</u></b>		
<u>Loans for use in Hong Kong</u>		
a) Industrial, commercial & financial wholesale and retail trade	-	
b) Manufacturing		
c) Individual & Professionals		
For other* business purposes		
For other* private purposes	84,623	70,653
d) Others	-	-
Trade Financing	-	-
<u>Loans for use outside Hong Kong</u>	1,780,098	3,383,553
<b>TOTAL</b>	<b><u>1,864,721</u></b>	<b><u>3,454,206</u></b>


\* Other than for purchase of residential properties or credit card advances

\*\*The total loans are covered by collateral or other security to the extent of \$ 1,355,772 (HK\$'000) as at 31st March 2022 and \$ 2,374,611 (HK\$'000) as at 30th September 2021.

**ii) By Geographical Areas**

Hong Kong	48,920	40,315
India	732,357	1,693,381
Bahrain	549,957	545,090
Singapore	511,072	664,159
Others	22,415	511,262
<b>TOTAL</b>	<b><u>1,864,721</u></b>	<b><u>3,454,206</u></b>

Geographical locations are based on the physical location of the borrower. Risk transfer is only made if the claim is guaranteed by a party in a country which is different from the counterparty.



**HDFC BANK LIMITED HONG KONG BRANCH**  
**DISCLOSURE STATEMENT**  
**SECTION A - BRANCH INFORMATION (HONG KONG ONLY)**

**III. Additional Information - continued**

**6 Overdue and Rescheduled Assets**

There were no loans and advances to customers overdue for more than 3 months as at 31st March 2022 and 30th September 2021.

There were no overdue of loans and advance to banks as at 31st March 2022 and 30th September 2021.

There were no rescheduled loans and advance to customers and banks as at 31st March 2022 and 30th September 2021.

There were no repossessed assets held as at 31st March 2022 and 30th September 2021.

There were no other overdue assets as at 31st March 2022 and 30th September 2021.



**HDFC BANK LIMITED HONG KONG BRANCH**  
**DISCLOSURE STATEMENT**

**SECTION A - BRANCH INFORMATION (HONG KONG ONLY)**

**III. Additional Information - continued**

**7. Mainland Activities Exposures**

		31.3.2022 (HK\$ million)			30.9.2021 (HK\$ million)		
		On Balance Sheet Exposure	Off Balance Sheet Exposure	Total	On Balance Sheet Exposure	Off Balance Sheet Exposure	Total
1	Central government, central government-owned entities and their subsidiaries and joint ventures (JVs)	-	-	-	-	-	-
2	Local governments, local government-owned entities and their subsidiaries and JVs	-	-	-	-	-	-
3	PRC nationals residing in Mainland China or other entities incorporated in Mainland China and their subsidiaries and JVs	-	-	-	-	-	-
4	Other entities of central government not reported in item 1 above	-	-	-	-	-	-
5	Other entities of local governments not reported in item 2 above	-	-	-	-	-	-
6	PRC nationals residing outside Mainland China or entities incorporated outside Mainland China where the credit is granted for use in Mainland China	-	-	-	-	-	-
7	Other counterparties where the exposures are considered by the reporting institution to be non-bank Mainland China	-	-	-	-	-	-
Total		-	-	-	-	-	-
Total assets after provision		5,602			8,278		
On-balance sheet exposures as percentage of total assets		0%			0%		



**HDFC BANK LIMITED HONG KONG BRANCH**  
**DISCLOSURE STATEMENT**  
**SECTION A - BRANCH INFORMATION (HONG KONG ONLY)**

**III. Additional Information - continued**

**8. Foreign Currency Exposure**

The position in a particular currency will be reported if the net position (in absolute terms) constitutes 10% or more of the total net position in all foreign currencies.

	<b>31.3.2022</b>						
	<b>US\$</b>	<b>GBP</b>	<b>JPY</b>	<b>EURO</b>	<b>AUD</b>	<b>CHF</b>	<b>Total</b>
	<b>(HK\$ million)</b>						
Spot assets	5,320	85	6	162	9	10	5,592
Spot liabilities	(5,579)	(3)	-	(10)	-	-	(5,592)
Forward purchases	258	6	-	1	-	-	265
Forward sales		(88)	(6)	(153)	(9)	(10)	(266)
Net options	-	-	-	-	-	-	-
Net long (short) position	(1)	-	-	-	-	-	(1)

	<b>30.9.2021</b>						
	<b>US\$</b>	<b>GBP</b>	<b>JPY</b>	<b>EURO</b>	<b>AUD</b>	<b>CHF</b>	<b>Total</b>
	<b>(HK\$ million)</b>						
Spot assets	7,947	101	10	191	33	9	8,291
Spot liabilities	(8,263)	(3)	(1)	(29)	-	-	(8,296)
Forward purchases	405	21	12	32	15	1	486
Forward sales	(73)	(120)	(23)	(201)	(50)	(11)	(478)
Net options	-	-	-	-	-	-	-
	16	(1)	(2)	(7)	(2)	(1)	3





**HDFC BANK LIMITED HONG KONG BRANCH**  
**DISCLOSURE STATEMENT**  
**SECTION A - BRANCH INFORMATION (HONG KONG ONLY)**

**III. Additional Information - continued**

**9. Liquidity**

	Twelve Months ended 31.3.2022	Twelve Months ended 31.3.2021
<b>Average Liquidity Maintenance Ratio</b>	<b>181.73%</b>	<b>270.97%</b>

Average Liquidity Maintenance Ratio is calculated as the simple average of each month's average liquidity ratio for the twelve months of the financial year computed in accordance with Banking Liquidity Rules.

	Three Months ended 31.3.2022	Three Months ended 31.12.2021	Three Months ended 30.9.2021	Three Months ended 30.6.2021	Three Months ended 31.3.2021
<b>Average Liquidity Maintenance Ratio</b>	<b>179.90%</b>	<b>226.93%</b>	<b>171.55%</b>	<b>148.53%</b>	<b>228.10%</b>

Average Liquidity Maintenance Ratio is calculated as the simple average of each month's average liquidity ratio for the three months of the quarter computed in accordance with Banking Liquidity Rules.

**LIQUIDITY RISK MANAGEMENT FRAMEWORK**

The liquidity risk management process is centralized at the Head Office and guided by the Board approved ALM policies for the Hong Kong Branch as well as entire Bank. The risk management process operates in the following hierarchical manner:

**Board of Directors**

The Board has the overall responsibility for management of liquidity and interest rate risks. The Board decides the strategy, policies and procedures of the Bank to manage liquidity and interest rate risk in accordance with the risk tolerance/ limits.

**Risk Policy & Monitoring Committee ('RPMC') of the Board**

The Risk Policy and Monitoring Committee (RPMC) a Board level committee, which supports the Board by supervising the implementation of the risk strategy. It guides the development of policies, procedures and systems for managing risk.

**Asset Liability Committee ('ALCO')**

ALCO is a decision-making unit responsible for ensuring adherence to the risk tolerance/limits set by the Board as well as implementing the liquidity and interest rate risk management strategy of the Bank in line with the Bank's risk management objectives and risk tolerance. ALCO at Head Office oversees functioning of liquidity and interest rate risk management at the

**ALM Support Group**

ALM support group is responsible for analyzing, monitoring and reporting the relevant risk profiles to senior management and relevant committees.

**Funding Strategy**

The Hong Kong treasury department follows a funding strategy that ensures the risk limits are not breached and applicable regulations are complied with. The Hong Kong treasury department ensures diversified and stable funding sources on an ongoing basis across money market borrowing, retail/wholesale deposits, trade borrowings and loans. Hong Kong branch is also enabled under the Medium Term Notes Programme of the Bank to issue bonds as and when required. Further, it optimizes the funding through intra-group borrowings.

**Risk Measurement Systems and reporting:**

Liquidity Risk is measured using flow approach and stock approach. Flow approach involves comprehensive tracking of cash flow mismatches. Stock approach involves monitoring of critical ratios in respect of liquidity risk. The Bank monitors the Liquidity Maintenance Ratio (LMR) as per regulatory guidelines. Analysis of liquidity risk also involves examining how funding requirements are likely to be affected under crisis scenarios. The Bank has a Board approved liquidity stress framework guided by the regulatory instructions.



**HDFC BANK LIMITED HONG KONG BRANCH**  
**DISCLOSURE STATEMENT**  
**SECTION A - BRANCH INFORMATION (HONG KONG ONLY)**

**III. Additional Information - continued**

**Liquidity Risk Mitigation**

The Liquidity risk management includes analysis of sources and uses of funds, an understanding of the funding markets in which the bank operates.

Liquidity Risk is measured using flow approach and stock approach. Flow approach involves comprehensive tracking of cash flow mismatches. For measuring and managing net funding requirements, the use of a maturity ladder and calculation of cumulative surplus or deficit of funds at selected maturity dates is adopted as a standard tool.

Stock approach involves measurement of certain critical ratios in respect of liquidity risk. Bank has also adopted the Basel III framework on liquidity standards at consolidated level. It has also put in place requisite systems and processes to compute and maintains LMR for the Hong Kong Branch. In addition to the regulatory limit, Branch also maintains Target LMR which is higher than the regulatory minimum requirement which acts as liquidity cushion above the regulatory requirements.

**Liquidity Risk Stress Testing**

The liquidity stress testing framework is guided by relevant guidelines issued by RBI and HKMA. The liquidity stress testing framework covers a range of scenarios viz. "institution specific stress," "general market stress" and "combined" stress scenario and is done on a quarterly basis. The stress testing exercise is conducted at Hong Kong Branch level as well as consolidated Bank level.


ALCO is responsible for the implementation of the stress testing framework. It shall periodically review the results of the stress testing assessed for the various risk exposures and guide the bank on adopting mitigating measures. Stress testing results are also tabled at the ICAAP Review Committee on a quarterly basis, to RPMC on half yearly basis and to Board on an annual basis.

**Contingency Funding Plan**

The Bank has put in place an ALCO/Board approved "Contingency Funding Plan" (CFP) as per the guidelines issued by Reserve Bank of India. The objective of the CFP is to provide a process for managing liquidity under adverse conditions. In case of any contingency at the Hong Kong branch, HO shall provide requisite funding when such contingency is conveyed by the branch. There are no legal and regulatory restrictions in India in term of HO lending funds to a branch overseas.

In case of any contingency at HO, the Bank has set up a comprehensive plan covering early warning indicators, formation of crisis management team, reporting and communication plan and mitigation measures. However, no support will be assumed from overseas branches in case of contingency for the HO.

In addition to the Bank level contingency plan and the stress testing framework applicable to the Hong Kong branch, the Hong Kong branch has also defined early warning indicators specific to the branch to identify potential liquidity stress, if any.



**HDFC BANK LIMITED HONG KONG BRANCH**  
**DISCLOSURE STATEMENT**  
**SECTION A - BRANCH INFORMATION (HONG KONG ONLY)**


**III. Additional Information - continued**

**LIQUIDITY GAP**

The following maturity profile is based on the remaining period to repayment on a contractual maturity basis at the end of the reporting

As at 31st March 2022	Next Day	2 to 7 days	8days to 1 month	1 to 3 months	3 to 6 months	6 to 12 months	Over 1 year	Total
	(HK\$ '000)							
ASSETS								
Cash and balances with Central banks	17							17
Amount receivable arising from derivative contracts	768			141	107	226	161	1,403
Due from other banks	712,858							712,858
Acceptances and Bills	5,135	102,156	875,809	810,675	439,209		5,768	2,238,752
Loans and Receivables	424,148	39,048	797,079	36,932	40,358	138,809	389,348	1,865,722
Investment Securities	796,752							796,752
Other Assets	1,078						1,432	2,510
Total of on-balancesheet items	1,940,756	141,204	1,672,888	847,748	479,674	139,035	396,709	5,618,014
Off-Balance Sheet items	642,093			7,039				649,132
LIABILITIES								
Deposits from customers	282,222	2,472	21,442	37,741	138,739	192,201	8,240	683,057
Amount payable arising from Derivative Contracts	1,860			141	107	226	161	2,495
Due to banks	7,239	352,694	1,297,211	2,940,194				4,597,338
Other liabilities	17,036						43,331	60,367
Total of on-balancesheet items	308,357	355,166	1,318,653	2,978,076	138,846	192,427	51,732	5,343,257
Off-Balance Sheet items	7,038			642,093				649,131
Contractual Maturity Mismatch	2,267,454	(213,962)	354,235	(2,765,382)	340,828	(53,392)	344,977	
Contractual Cumulative Maturity Mismatch	2,267,454	2,053,492	2,407,727	(357,655)	(16,827)	(70,219)	274,758	

Positive indicates a position of surplus. Negative indicates a liquidity shortfall that has to be funded



**HDFC BANK LIMITED HONG KONG BRANCH**  
**DISCLOSURE STATEMENT**  
**SECTION A - BRANCH INFORMATION (HONG KONG ONLY)**

**III. Additional Information - continued**

**LIQUIDITY GAP**

The following maturity profile is based on the remaining period to repayment on a contractual maturity basis at the end of the reporting

As at 31st March 2021	Next Day	2 to 7 days	8 days to 1 month	1 to 3 months	3 to 6 months	6 to 12 months	Over 1 year	Total
					(HK\$ '000)			
<b>ASSETS</b>								
Cash and balances with Central banks	24	-	-	-	-	-	-	24
Amount receivable arising from derivative contracts	4,652	-	-	445	408	675	1,102	7,282
Due from other banks	779,189	272,100	155,488	116,789	-	21	272,094	1,595,681
Acceptances and Bills	2,279	8,943	34,251	304,725	322,914	908	-	674,020
Loans and Receivables	209,182	8	1,554,009	178,351	891,272	150,716	512,963	3,496,501
Investment Securities	748,870	-	-	-	-	-	-	748,870
Other Assets	7,970	-	-	-	-	-	139	8,109
<b>Total of on-balancesheet items</b>	<b>1,752,166</b>	<b>281,051</b>	<b>1,743,748</b>	<b>600,310</b>	<b>1,214,594</b>	<b>152,320</b>	<b>786,298</b>	<b>6,530,487</b>
<b>Off-Balance Sheet items</b>				<b>15,353</b>				<b>15,353</b>
<b>LIABILITIES</b>								
Deposits from customers	322,241	2,446	42,024	72,993	428,491	204,750	30,606	1,103,551
Amount payable arising from Derivative Contracts	130	-	-	445	408	675	1,101	2,759
Due to banks	6,975	194,531	547,728	2,333,877	1,749,477	272,094	-	5,104,682
Other liabilities	16,382	-	-	-	-	-	45,559	61,941
<b>Total of on-balancesheet items</b>	<b>345,728</b>	<b>196,977</b>	<b>589,752</b>	<b>2,407,315</b>	<b>2,178,376</b>	<b>477,519</b>	<b>77,266</b>	<b>6,272,933</b>
<b>Off-Balance Sheet items</b>	<b>15,353</b>							<b>15,353</b>
<b>Contractual Maturity Mismatch</b>	<b>1,391,085</b>	<b>84,074</b>	<b>1,153,996</b>	<b>(1,791,652)</b>	<b>(963,782)</b>	<b>(325,199)</b>	<b>709,032</b>	
<b>Contractual Cumulative Maturity Mismatch</b>	<b>1,391,085</b>	<b>1,475,159</b>	<b>2,629,155</b>	<b>837,503</b>	<b>(126,279)</b>	<b>(451,478)</b>	<b>257,554</b>	

Positive indicates a position of surplus. Negative indicates a liquidity shortfall that has to be funded



**HDFC BANK LIMITED HONG KONG BRANCH**  
**DISCLOSURE STATEMENT**  
**SECTION A - BRANCH INFORMATION (HONG KONG ONLY)**

**III. Additional Information - continued**

**10. Remuneration Policy**

**a) The design and implementation of the remuneration system.**


The Remuneration policy of the Bank is decided by the Board of Directors and is detailed in the Bank's Global Financial Statements available in the Bank's Website.

**b) Aggregate quantitative information on remuneration for senior management and key personnel (see Note) for the year ended 31st March 2022 are as follows**

	HK\$	Number of Beneficiaries
Fixed Remuneration	3,561,830	2
Variable Remuneration	1,668,780	2
Deferred Remuneration	0	0
<b>Total</b>	<b>5,230,610</b>	<b>2</b>

No senior management or key personnel has been awarded with new sign-on or severance payment during the for the year ended 31st March 2022.

Note: As advised in the CG 5- Guidelines on a sound remuneration system issued by HKMA, senior management personnel are those who are responsible for oversight of either the Bank's company-wide strategy or activities or those of the Bank's main business lines. Key personnel are individual employees whose duties or activities in the course of their employment involve the assumption of material risk or the taking on material exposure on behalf of the Bank.



**HDFC BANK LIMITED HONG KONG BRANCH**  
**DISCLOSURE STATEMENT**  
**SECTION B - BANK INFORMATION CONSOLIDATED BASIS**

**AVAILABLE FROM THE BANK'S WEBSITE**

**1. Capital and Capital Adequacy**

	<u>31.3.2022</u>	<u>31.3.2021</u>
	(HK\$ '000)	(HK\$ '000)
i) Shareholders' Funds	<u>255,502,241</u> *	<u>223,083,667</u> **

**ii) Capital Adequacy Ratio\*\*\***

\*\*\*Capital Adequacy Ratio is calculated in accordance with the requirements of Reserve Bank of India.

<u>18.66%</u>	<u>18.51%</u>
---------------	---------------

**2. Other financial information**

Total Assets	<u>2,193,113,946</u> *	<u>1,913,351,031</u> **
Total Liabilities	<u>1,937,611,705</u> *	<u>1,690,267,364</u> **
Total Advances	<u>1,467,915,579</u> *	<u>1,260,269,559</u> **
Total Customer Deposits	<u>1,593,647,014</u> *	<u>1,402,663,310</u> **

Year ended	Year ended
<u>31.3.2022</u>	<u>31.3.2021</u>


Pre-tax Profit	<u>52,453,760</u> *	<u>45,478,558</u> **
----------------	---------------------	----------------------

\*Indian Rupee converted to HK\$ @ 9.6800 (31st March 2022)

\*\*Indian Rupee converted to HK\$ @ 9.4050 (31st March 2021)

**Declaration of Chief Executive**

We have prepared the financial disclosure statement of HDFC Bank, Hong Kong Branch for the year ended 31st March 2022. The information disclosed complies fully with the Banking (Disclosure) Rules made by the Hong Kong Monetary Authority under Section 60A of the Banking Ordinance (Cap.155). To the best of my knowledge, the Disclosure Statement is not false or misleading.



**DNYANESH KHAIRNAR**  
**Chief Executive**  
**Hong Kong**

